

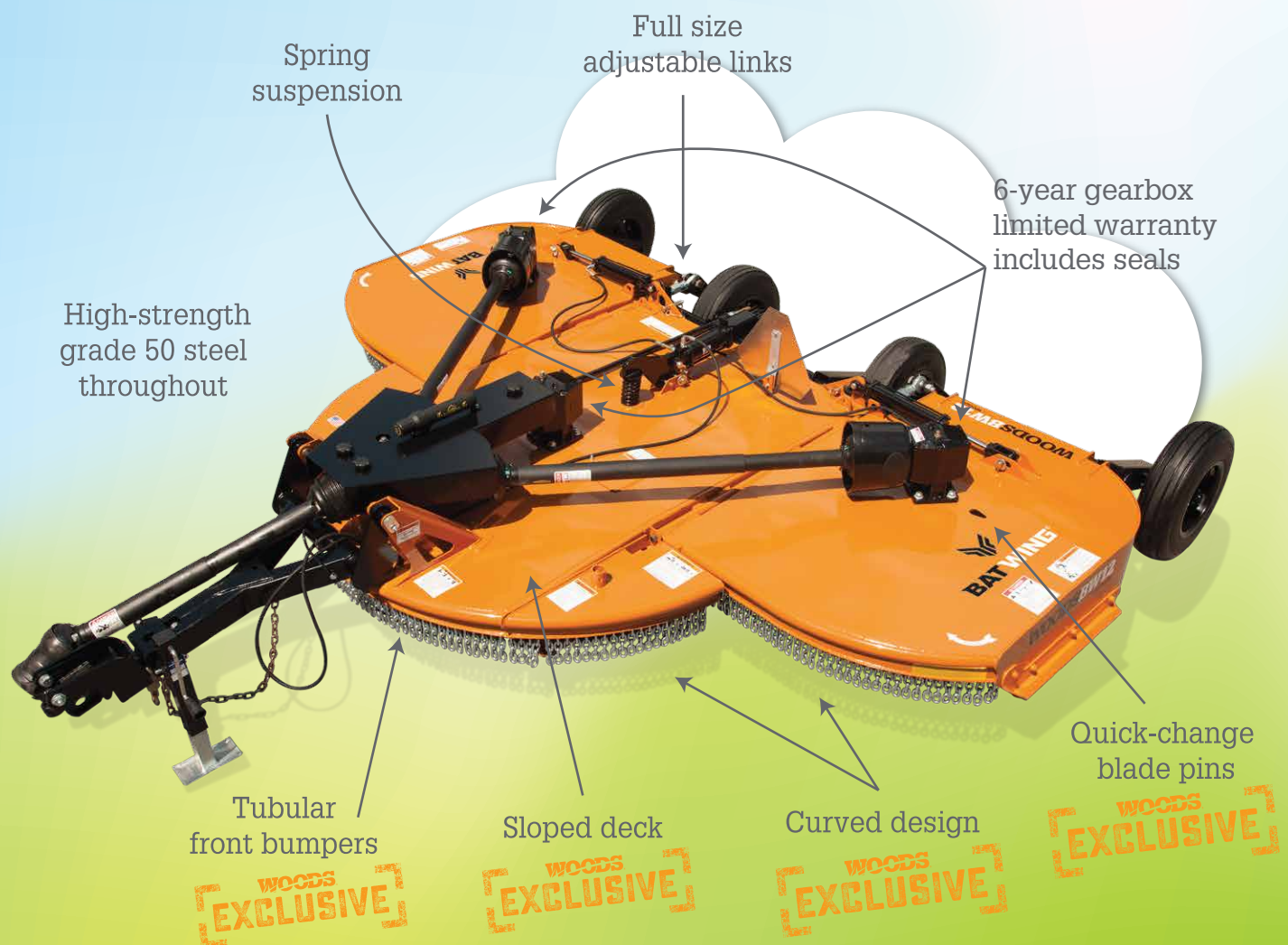
WOODS

DARE-TO-COMPARE BW12 BATWING®



BATWING®

The original Batwing® in a 12-foot width,
designed specifically for compact tractors



Competitive Specification Chart


SPECIFICATIONS	Woods BW12	Bush Hog 1812	Land Pride RC2512	Rhino TS12 Stealth	John Deere FC12E	Titan 1912
Cutting Width (ft)	12	12	12	12	12	12
Cutting Capacity (in)	1-1/2	1-1/2	1-1/2	1-1/2	2	2
Cutting Height (in)	2 to 12	1-1/2 to 14	1-1/2 to 12	2 to 12	1 to 16	1-1/2 to 12
Overall Width (ft, in)	12, 8	1, 8	12, 7	12, 11	12.4	12, 7
Overall Length (ft, in)	13, 8	13, 3	13, 3	12, 4	15.7	13, 2
Transport Width (ft, in)	8, 0	6, 8	7, 11	7, 6	7, 6	
Overall Weight (lbs)	2450	3278	2,540	2,750	3580	2630
Tongue Weight (lbs)	750	1,100	793	748		759
Tractor PTO (RPM)	540	540	540	540	540	540
Min Tractor (hp)	35	50	40	35	40	35
Deck Thickness (ga)	12 High strength steel	10	10	10 bottom, 12 top	11	10
Side Frame Thickness	7 ga	1/4 in	3/16 in	1/4 in	1/4 in	3/16 in
Side Frame Depth (in)	11	11	11	11-1/2	10	11
Gearbox Splitter (hp)	160	160	160	160	250	175
Gearbox Center (hp)	75	65	100	65	75	75
Gearbox Wing (hp)	75	65	100	65	75	75
PTO Driveline	CAT 4	CAT 4	CAT 4 CV	CAT 4 Eq. Angle	CAT 4 CV	CAT 5 CV
Wing Driveline	CAT 3	CAT 3	CAT 3	CAT 3	CAT 4	CAT 4
Blade Tip Speed (FPM)	14,300 Center 14,900 Wing	14,464 Center 13,930 Wing	16,500 Center 16,000 Wing	14,504 Center 13,925 Wing	17,046	15,657
Blade Size (in)	1/2 x 4	1/2 x 3	1/2 x 3	1/2 x 3	1/2 x 4	1/2 x 3
Blade Overlap (in)	6	6	6	6	6	6
Hitch Type	Swivel clevis	Swivel clevis	Self leveling clevis	Equal angle hitch	Self leveling clevis	Swivel clevis
Wing Flex	90° up, 22° down	87° up, 22° down	20° down	88° up, 25° down	90° up, 22° down	
Tires	Laminated, Severe Duty Ag, and Foam Filled Severe Duty Ag.	Laminated, pneumatic aircraft, or foam-filled aircraft	Laminated, used aircraft	Foam-filled aircraft, laminated	Laminated, severe duty ag	Laminated, used aircraft
Suspension	Spring on center section	Spring on center section	Spring on center section	Rubber donuts on center section	Rigid, no suspension	Spring on center section
Shielding	Chain	Chain	Chain	Chain	Chain	Chain
Gearbox warranty (yr)	6 including seals	10 gearbox limited warranty 1 machine limited warranty Not for commercial use	5 limited	5 limited	5 limited	5, seals 1

WOODS BW12 BATWING®

DARE-TO-COMPARE

Since 1963, the legendary Batwing® rotary cutter has set the standard for flex-wing cutters and is now available for your compact and utility tractors. Requiring a minimum of 35 hp, the BW12 gives you Woods quality and performance in a sleek, round-front design and our industry-leading sloped deck.

Match Your Tractor Color




Easy Maintenance*

Fully Sloped Deck

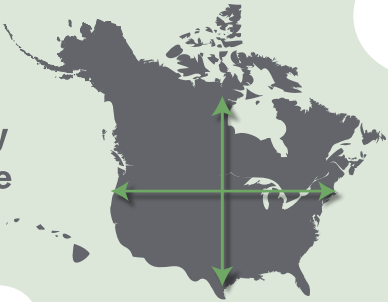
WOODS EXCLUSIVE

Sloped top deck sheds debris — easy to clean and maintain.



Service

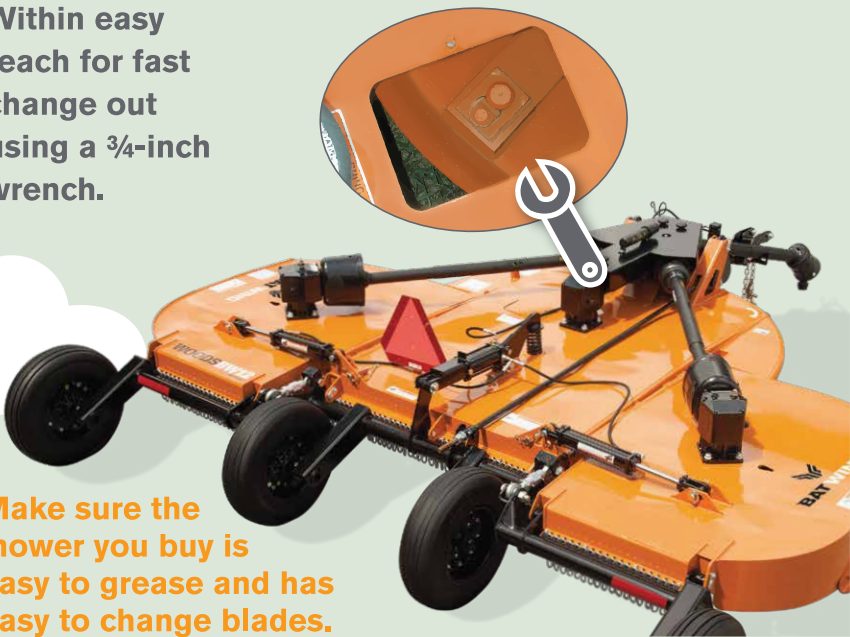
All Woods equipment is backed by superior service from a nationwide network of Woods Dealers.



Quick-Change Blade Pins

WOODS EXCLUSIVE

Within easy reach for fast change out using a 3/4-inch wrench.

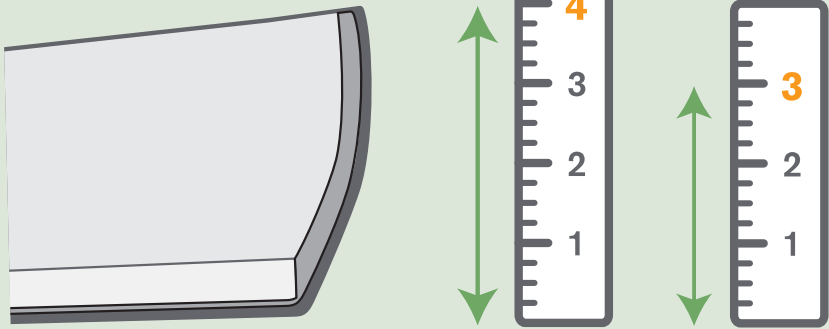


* Make sure the mower you buy is easy to grease and has easy to change blades.

Performance

Larger Blades

More lift and better cut quality with 4-inch blades.



Fully Baffled

WOODS EXCLUSIVE

Better cut quality and even distribution from strategically placed baffles.



Bush Hog
Land Pride
Rhino
Titan
Deere

Less Weight

Lower tongue and overall weight means better weight distribution fitting a wider range of compact tractors.

Exclusive Curved Design

WOODS EXCLUSIVE



Rounded wings slice through tall grass while curved leading edge shrugs off impact.

Durability

Full Size Links

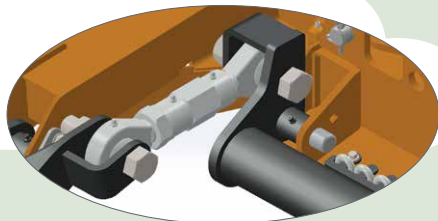
More durable than smaller sized links.



Woods
Bush Hog
Deere

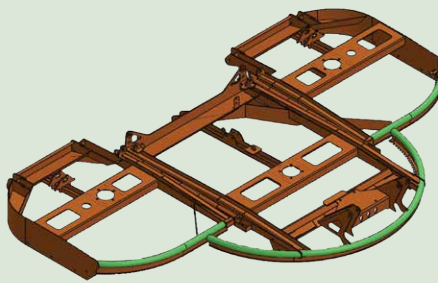


Land Pride
Rhino
Titan



Tubular Front Bumper

WOODS EXCLUSIVE



Steel tubes across the front absorb shocks and create a stronger, longer-lasting rotary cutter.

Spring Suspension

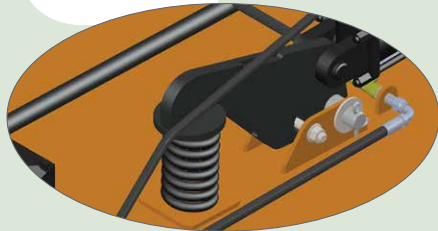
Offers more cushion and smoother operation than a rubber dampener.



Woods
Bush Hog
Land Pride
Titan

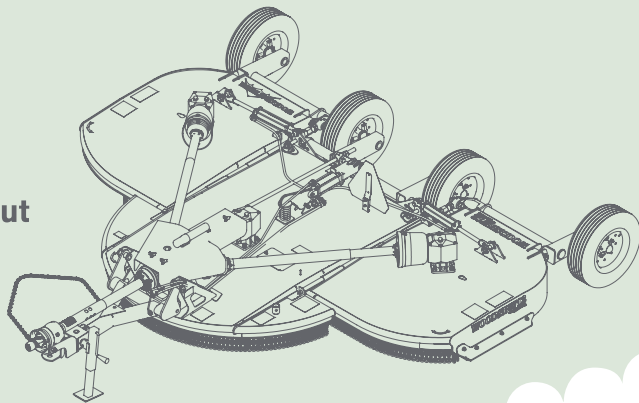


Rhino
Deere



High-strength Steel Throughout

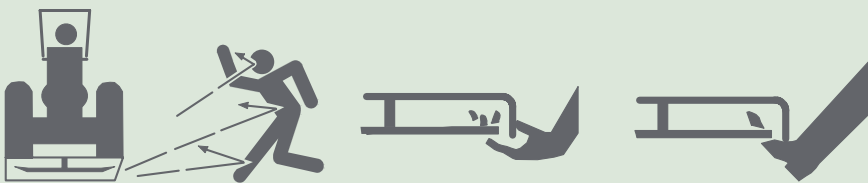
Incorporating the same high-strength grade 50 steel used throughout all Woods Batwing cutters.



Safety**

Safety Tested

All Woods cutters are tested to applicable industry mower safety standards.



** Make sure the mower you buy is tested for safe operation.

WOODS



Got ideas?

Join our Power Team customer panel at woodsequipment.com/contact/power-team, or scan the QR code to the right.

You have the power...



WOODS® | Woods Equipment Company
2606 South Illinois Route 2, Oregon, Illinois 61061 tel 800-319-6637 woodsequipment.com

WOODS®
GET AFTER IT

Warning! Some images may show safety shields removed to provide a better view. Equipment should never be operated with any safety shield removed. Some machines in this brochure may be shown with optional equipment. Always operate machines in accordance with supplied operator's manuals. ©2022 Woods Equipment Company. All rights reserved. WOODS and Woods logo are trademarks of Woods Equipment Company. All other trademarks, trade names, or service marks not owned by Woods Equipment Company that appear in this brochure are the property of their respective companies or mark holders. Specifications subject to change without notice.